

# ART AND CRAFT

2022-23



HOLY ANGELS' HIGHER PRIMARY SCHOOL  
FRAZER TOWN, BANGALORE - 05.

TITLE: ART AND CRAFT CLUB

ACADEMIC YEAR: 2022-23

DATE OF OPENING: 20-8-22

DATE OF CLOSING: 05-04-2023

BOOK NO: 01

SEAL AND SIGN  
OF PRINCIPAL :



## MEMBERS OF THE CLUB

CHAIR PERSON : SR. RASHMIE

SECRETARY : MR. RAJU, Ms. SHIRLEY

MEMBERS :

1. Ms. REBECCA

2. Ms. STELLA

3. Ms. LIMA

4. Ms. MONICA

5. Ms. JANET

6. Ms. CATHERINE



## ART AND CRAFT CLUB.

The main objectives of the club is to encourage the budding talent of the students. Provide opportunities and encouragement to express oneself freely. Educational objective of the club are to encourage imagination, create ability and introduce an artistic environment.

Kids benefit through Art and Craft in so many ways.

- Boosts self confidence
- Develops their imagination and creative thinking
- Improves their social skills, making friends and getting on with other children.
- Helps them to express the emotions
- Builds problem solving skills.
- Teaches them how to search for solutions
- Experience the benefits of making decisions
- Develops motor skills and builds prewriting skills.

Art has the role in education of helping children become like themselves instead of more like everyone else.



# AGENDA FOR THE YEAR

2022-23.


The Art and Craft Club for the 2022-23 has been decided to be conducted on the first week of every month on Wednesday

The Secretary along with the members and the student members will be having a short meeting to discuss on the topic that had been allotted for the month.



## STUDENT MEMBERS OF THE CLUB.

- |                  |                     |
|------------------|---------------------|
| 1. Sarah Jasmine | 31. Zunaria Fathima |
| 2. Aamira Ansari | 32. Harmain         |
| 3. Riza Kulsum   | 33. Huzayfa         |
| 4. Akokiya Mercy | 34. Adili Belvan    |
| 5. Fidan Fathima | 35. Glynis          |
| 6. Namitha Szevi | 36. Sara Sadaf      |
| 7. Buncy         | 37. Shannon Andrew  |
| 8. Huda          | 38. Meril Deona     |
| 9. Antonita      | 39. Anagha          |
| 10. Syeda        | 40. Mehvish Ahmed   |
| 11. Vaishnavi    | 41. Nafiya Fathuma  |
| 12. Afsha        | 42. Rida Mehat      |
| 13. Krishna      | 43. Fariha Nasir    |
| 14. Mahak        | 44. Susan           |
| 15. Aliya Mahir  | 45. Aysha Ishaghi   |
| 16. Zoya         | 46. Zoya Fathuma    |
| 17. Greshma      | 47. Krithika        |
| 18. Aqreen Begum | 48. Prakruthi       |
| 19. Amina Admain | 49. Munha Kounain   |
| 20. Nimra        | 50. Batul Sultana   |
| 21. Rida         |                     |
| 22. Huzayfa      |                     |
| 23. Terajib      |                     |
| 24. Bibi Saira   |                     |
| 25. Nikhat       |                     |
| 26. Jasmia       |                     |
| 27. Aisha        |                     |
| 28. Zubeyra      |                     |
| 29. Syed Ruby    |                     |
| 30. Asstina      |                     |



PRINCIPAL  
 HOLY ANGELS' HIGHER PRIMARY SCHOOL  
 Unit of: Society of St. Joseph  
 St. Joseph's Convent, Fraser Town, Bangalore - 560 005.  
 Affiliated No. B31221 School Code: 46653  
 Email: fashools@yahoo.in / Ph: 080-25554221







# Text And Craft Club Meeting

ON 20-08-22

Secretary : Mr. Raju

Ms. Shirley

Members : Ms. Stella Francis

Ms. Rebecca

Ms. Janet

Ms. Catherine

Ms. Lima

Ms. Monica

Total Club Members : 56

Std : 4<sup>th</sup> to 8<sup>th</sup> Date : 20-08-22


We started the meeting with a short prayer.  
Later we discussed to the students about the club and the activities they will be doing in the club like.

- craft from waste
- drawing charts for programmes
- to be creative and innovative.

Ms. Luliy

Ms. Raju N



TEACHERS DAY :- 05

Teachers Day was celebrated in our school with pomp and grandeur. All the students attended the program in school uniforms. The program was held in the school premises which was beautifully decorated with flowers and festoons.

The students performed various cultural activities like dance, song, and drama etc.

INDEPENDENCE DAY :- 15-08-2023

Independence day was celebrated on August 15<sup>th</sup> 2023 in our school premises. The school campus was beautifully decorated with flags and balloons. Invitation cards were made for the chief guests.





Art and Craft Club Meeting held on  
15-10-22 at 9:00 a.m.

Secretary: Mr. Raju  
Mrs. Shirley.

Members: Ms. Stella Francis  
Ms. Rebecca  
Ms. Janet  
Ms. Catherine  
Ms. Lorna  
Ms. Monica.

We started the meeting with a small prayer. Later we discussed along with the students about the club activities that they will be doing for the month.

- craft making
- making charts and pictures for programmes
- to be creative and innovative
- to decorate the bulletin boards once in a week.
- to teach Art and Craft for children.



Gandhi Jayanthi : 02-10-2022

Gandhi Jayanthi was celebrated on 02-10-2022. The bulletin board was decorated with provoking quotes and pictures of Gandhiji. Statue and Pictures of Mahatma Gandhi was decorated with flowers and garlands.





Kannada Rajyotsava Day :- 01-11-2022

Kannada Rajyotsava Day was celebrated on  
November 1<sup>st</sup>, 2023

The bulletin boards were decorated with  
beautiful flowers.

Made invitation cards for the Rajyotsava Day  
celebration for the chief guests

with red colour chart paper and craft papers





## Children's Day :- 14-11-2023

Children's Day was celebrated on November 14, at our school premises.

The bulletin boards were decorated with beautiful flowers and charts.

The children came dressed in casual dresses. The celebrations began with the Morning Prayer, followed by variety of fun filled activities and games planned by the teachers.





Christmas Day :- 25-12-2023

Christmas Day was celebrated on December 25<sup>th</sup> at our school premises.

The bulletin boards were decorated beautifully with bells, stars, streamers and angels.

Children came to school wearing beautiful dresses.





Makara Sankranti :- 14-01-2023

The Bulletin boards were decorated with beautiful flowers, craft items were made like sugarcane, pongal pot, cow and firewood.





Republic Day : 26-01-2023

Republic Day was celebrated with pomp and show, zeal and spirit, in the school premises. It was started with a grand parade and flag hoisting followed by mesmerising performances by students including dances, singing, patriotic songs. To make invitation cards for the chief guests with orange, white and green colour craft papers and stick beads.





## Craft Activities

Class: I

To cut the craft paper and make a cactus. To make small flowers and stick

To make a Christmas Tree with craft paper and stick it.


A CACTUS



A CHRISTMAS TREE



A WHALE



To cut the craft paper and fold it to make the shape of a whale.



## Craft Activities

Class :- II

To cut the craft paper and fold it to make a lion.

To draw a pot and sugar-cane and cut it with craft papers and stick it.

A LION



PONGAL



SANTA

To draw a Santa and cut it with craft papers and stick it.






Class: III

To cut orange and green craft papers and fold it to make a carrot.

To cut different colour craft papers and fold it to make a stationary holder.

A Carrot



Stationary Holder.



ATVAZ

A Ship.

To cut the craft paper and fold it to make a shape of A Ship and stick it.





Class: IV

To cut different colour craft papers and stick the petals together to make a paper flower.

Paper Flower Craft



To cut the tricolour craft papers and fold it to make a badge and stick it together.

Tricolour Badge



Tricolour Streamers



To cut the tricolour craft papers and fold it to make a decorative streamer for the independence day.




Class: V

To cut the the craft paper to make a cone shape and make flowers and arrange it to make a Bouquet.

To cut the craft paper and make a shape of a penstand & stick it

A Flower Bouquet.




A Penstand.



A Brooch

To make a brooch using sock materials and binding wire.





Class: VI

To cut the craft paper and make a butterfly with different colours.

A Butterfly.



To make Greeting Cards with Craft paper. To make flowers with craft papers.

Greeting Card.



Tricolour decoration.

To cut the tricolour craft papers and fold it to make a decorative item for the independence day.





Class :- VII

To cut the K.G card board and make a greeting card To make small flowers and stick on it.

To make a decorative wall hanging using wooden plate and plastic spoons.

Greeting Card



Wall Hanging



Tricolour Badge



Tricolour Design C.C.





Class : VIII

To make flowers with craft papers and make leaves with green colour papers.

To paint the pots with different colour paints to make pot painting craft.

Board Decoration



Pot painting



Flower Garland



Board Decoration



*S. P. L.*  
PRINCIPAL  
**HOLY ANGELS' HIGHER PRIMARY SCHOOL**  
Unit of : Society of St. Joseph  
St. Joseph's Convent, Frazer Town, Bangalore-560 005.  
Affiliated to CBSE  
Email : haschools@vsnl.com